



testo 317-3  
CO monitor

Instruction manual

en



## General information

Please read this document carefully and make sure you are familiar with how to operate the product before putting it to use. Keep this document close at hand so you can refer to it if necessary.

## Safety information

### ⚠ Avoid electrical hazards:

- ▶ Never take measurements with the unit and its external probes on or near live components unless the unit is expressly approved for current and voltage measurements.

### ⚠ Protect the instrument:

- ▶ Never store the unit together with solvents (e.g. acetone).

### ⚠ Preserve the product safety/warranty entitlement:

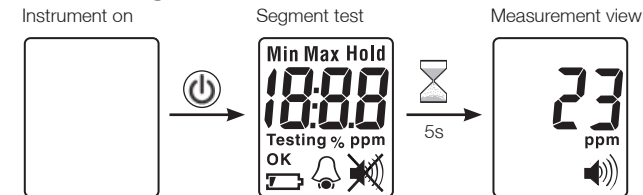
- ▶ Operate the unit only within the parameters specified in the technical data.
- ▶ Handle the unit suitably and according to its intended purpose.
- ▶ Never apply force!
- ▶ Open the unit only when this is expressly described in the Instruction manual for maintenance purposes.

### ♻ Ensure correct disposal:

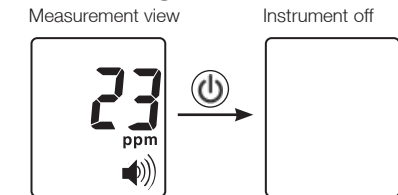
- ▶ Dispose of defective rechargeable batteries and spent batteries at the collection points provided.
- ▶ Send the unit directly to us at the end of its life cycle. We will ensure that it is disposed of in an environmentally friendly manner.

## Operation

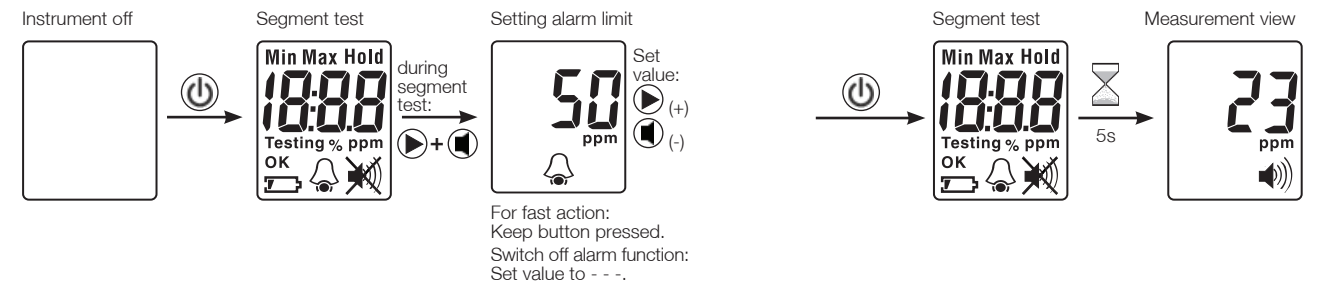
### Switching on



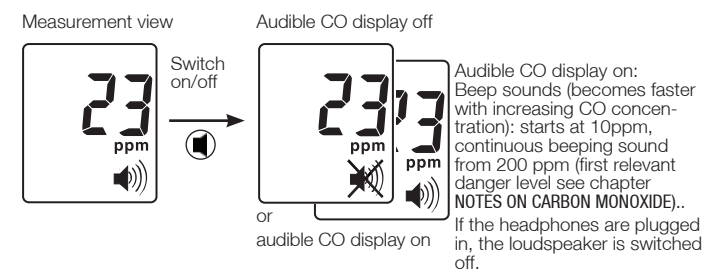
### Switching off



### Setting alarm limit



### Switching audible CO display on/off



## Measuring

- ⚠ Danger!**  
Carbon monoxide is a colourless, tasteless, odourless gas. It is poisonous, and high concentrations lead to death.
- ▶ Heed warning signals from the instrument (continuous tone from ab 200 ppm), and implement the required protective measures: e. g. switch off system, ensure sufficient fresh air supply.
- !** Position the instrument such that the opening for the measurement (orange) comes into contact with ambient airflows. The opening should not be completely closed over. The reading is updated once a second.

## Intended use

The testo 317-3 CO monitor determines the existence of carbon monoxide (CO) in the environment and warns the user visibly and audibly about dangerous gas concentrations, e.g. during installation and maintenance work on gas heaters.

- ⚠ Do not use testo 317-3 as a monitoring instrument for personal safety.**

## Technical data

Feature	Values
Measurement range	±0 to +1999ppm
Resolution	1ppm
Accuracy	±3ppm bei 0...+29ppm ±10% bei 30...+1.999ppm
Response time t <sub>90</sub>	30s
Power supply	2 batteries, type Micro AAA 1.5 V
Battery life	150h (audible CO display switched off), once  appears: approx. 1h
Transport / storage temp.	-20 to +50°C
Ambient temperature	-5 to +45°C
CE guideline	2004/108/EEC
Warranty	2 years for instrument 3 years for CO sensor

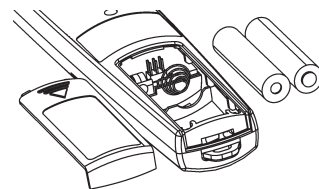
## Included

testo 317-3, carrier case with belt clip, headphones, hand loop, Instruction manual.

## Care and Maintenance

### Changing the battery

- 1 Open battery compartment.
- 2 Remove empty batteries and replace with new ones.  
Pay attention to +/-
- 3 Close battery compartment.



### Clean instrument

- ▶ If the instrument housing is soiled, clean with a damp cloth (soap lye). Do not use any aggressive cleaning solutions!

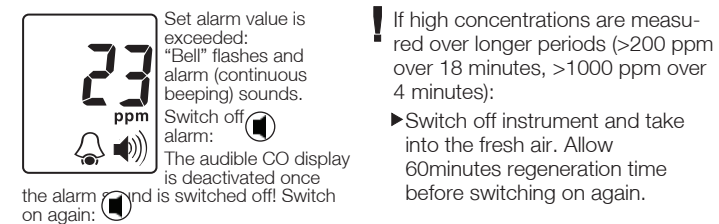
## Troubleshooting

Fault	Possible causes	Remedy
lights in display.	Batteries are almost spent.	▶ Change batteries.
Instrument cannot be switched on.	Batteries are spent.	▶ Change batteries.
lights up in display.	Instrument defect.	▶ Switch off instrument and contact Testo Customer Service or your dealer.
Loudspeaker does not work.	Headphones are connected.	▶ Disconnect headphones.

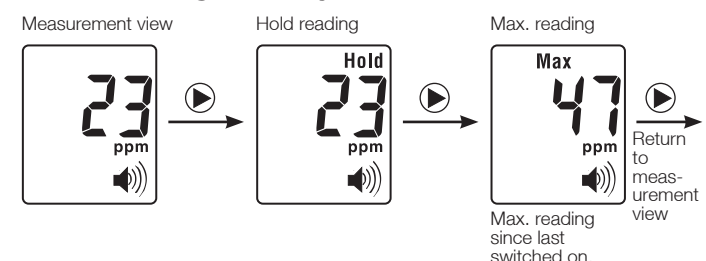
## Spare parts

Name	Part no.
Carrying case with belt clip	0516.0317
Headphones	0554.0946

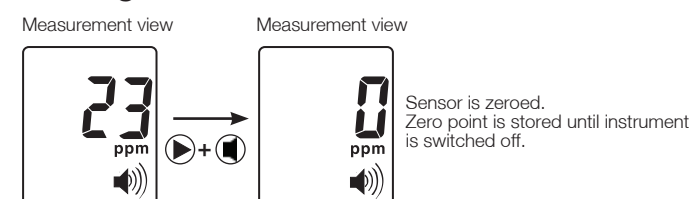
### Alarm value exceeded



### Hold reading, display maximum value



### Zeroing sensor



## Notes on carbon monoxide

Carbon monoxide is a highly toxic gas for humans even in very low concentrations. It is invisible, tasteless and odourless.

The following table gives you a summary of the effects which specific CO concentrations in the air have on humans.

Concentration in the air	Inhalation time and effects*
30 ppm	0.003 Vol.% Max. workplace concentration during an 8 hour working day (limit value for Germany)
200 ppm	0.02 Vol.% Light headache within 2-3h
400 ppm	0.04 Vol.% Ache in forehead area within 1-2h, spreading to whole head area
800 ppm	0.08 Vol.% Dizziness, nausea and limb twitching within 45min, unconscious withing 2h
1600 ppm	0.16 Vol.% Headache, dizziness, nausea within 45min, dead within 2h
3200 ppm	0.32 Vol.% Headache, dizziness, nausea within 5-10min, dead within 30min
6400 ppm	0.64 Vol.% Headache, dizziness, nausea within 1-2min, dead within 10-15min
12800 ppm	1.28 Vol.% Dead within 1-3min

\* The above concentrations are approximate values. Humans react differently to CO concentrations depending on height, age, sex and state of physical health. testo AG does not accept any responsibility for the accuracy of the above data.